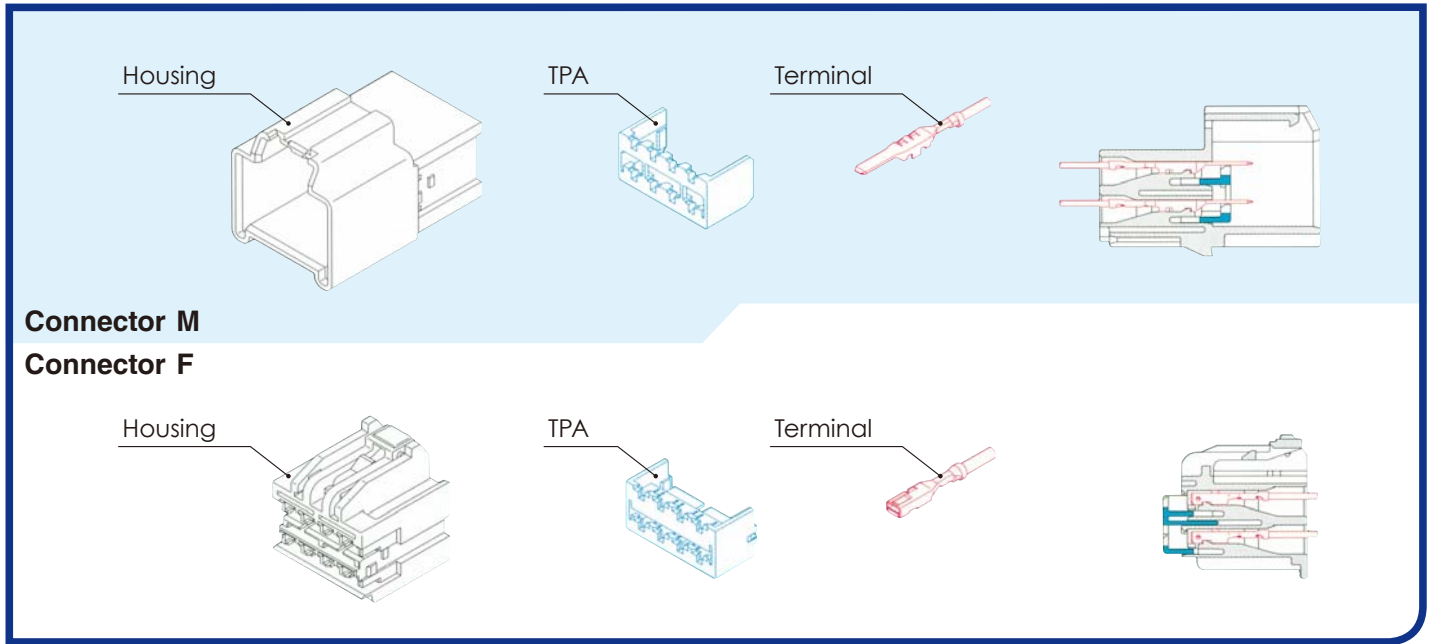


US UNSEALED SERIES

Structure



Connector M

Connector F

Features

特点


US unsealed series comply with SAE/USCAR-2.

This series consists of 0.64mm, 1.5mm, 2.8mm, and 6.3mm types classified according to terminal size, covering an extensive array of applications from signal to power circuits.

US非防水系列达到了SAE/USCAR-2标准。

按照端子尺寸划分为0.64mm,1.5mm•2.8mm•6.3mm型,从信号回路到电源回路,能广泛应用。

- The connector mechanism only allows the TPA to be set when the terminal is completely inserted.
- TPAs are pre-mounted on housings, and are structured to enable setting by the same simple operation regardless of the number of ways, improving TPA operation.
- 具有当端子在半插入状态时,TPA无法组装到位的构造。
- TPA预先安装在接插件护套上,无论多少极数都能够通过简单的统一操作进行安装,可提高工作效率。



US UNSEALED SERIES

For INLINE Type1

Terminal (UNIT : mm)

0.64 (S)



F (8100-3619)

Applicable wire size (mm ²)	0.22-0.35 AWG24-22
Cable overall diameter (mm)	1.5-1.7
Material	Heat-resistant copper alloy
Surface treatment	Sn plated
Applicable Tab Thickness (mm)	0.64

0.64 (S) Au



F (8100-3426)

Applicable wire size (mm ²)	0.22-0.35 AWG24-22
Cable overall diameter (mm)	1.5-1.7
Material	Heat-resistant copper alloy
Surface treatment	Au plated
Applicable Tab Thickness (mm)	0.64

0.64 (L)



F (8100-3618)

Applicable wire size (mm ²)	0.5-0.8 AWG20-18
Cable overall diameter (mm)	1.9-2.2
Material	Heat-resistant copper alloy
Surface treatment	Sn plated
Applicable Tab Thickness (mm)	0.64

0.64 (L) Au

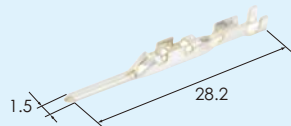


F (8100-3427)

Applicable wire size (mm ²)	0.5-0.8 AWG20-18
Cable overall diameter (mm)	1.9-2.2
Material	Heat-resistant copper alloy
Surface treatment	Au plated
Applicable Tab Thickness (mm)	0.64

1.5 (S)

Applicable wire size (mm ²)	0.35-0.5 AWG22-20
Cable overall diameter (mm)	1.7-1.9
Material	Brass
Surface treatment	Sn plated
Applicable Tab Thickness (mm)	0.64



1.5 (M)

Applicable wire size (mm ²)	0.8-1.0 AWG18-16
Cable overall diameter (mm)	2.2-2.4
Material	Brass
Surface treatment	Sn plated
Applicable Tab Thickness (mm)	0.64



M (8100-4405)



Applicable wire size (mm ²)	0.35-0.5 AWG22-20
Cable overall diameter (mm)	1.7-1.9
Material	Heat-resistant copper alloy
Surface treatment	Sn plated
Applicable Tab Thickness (mm)	0.64

F (8240-0123)

M (8100-4403)

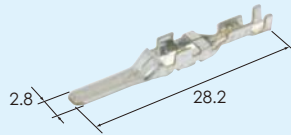


Applicable wire size (mm ²)	0.8-1.0 AWG18-16
Cable overall diameter (mm)	2.2-2.4
Material	Heat-resistant copper alloy
Surface treatment	Sn plated
Applicable Tab Thickness (mm)	0.64


F (8240-0124)

2.8 (S)

Applicable wire size (mm ²)	0.35-0.5 AWG22-20
Cable overall diameter (mm)	1.7-1.9
Material	Brass
Surface treatment	Sn plated
Applicable Tab Thickness (mm)	0.64



M (8100-4412)

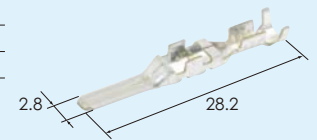


Applicable wire size (mm ²)	0.35-0.5 AWG22-20
Cable overall diameter (mm)	1.7-1.9
Material	Heat-resistant copper alloy
Surface treatment	Sn plated
Applicable Tab Thickness (mm)	0.64


F (8100-4407)

2.8 (M)

Applicable wire size (mm ²)	0.8-1.0 AWG18-16
Cable overall diameter (mm)	2.2-2.4
Material	Brass
Surface treatment	Sn plated
Applicable Tab Thickness (mm)	0.64



M (8100-4413)

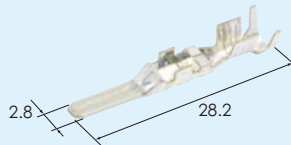


Applicable wire size (mm ²)	0.8-1.0 AWG18-16
Cable overall diameter (mm)	2.2-2.4
Material	Heat-resistant copper alloy
Surface treatment	Sn plated
Applicable Tab Thickness (mm)	0.64


F (8100-4408)

2.8 (L)

Applicable wire size (mm ²)	2.0-3.0 AWG14-12
Cable overall diameter (mm)	2.7-3.3
Material	Brass
Surface treatment	Sn plated
Applicable Tab Thickness (mm)	0.64



M (8100-4414)



Applicable wire size (mm ²)	2.0-3.0 AWG14-12
Cable overall diameter (mm)	2.7-3.3
Material	Heat-resistant copper alloy
Surface treatment	Sn plated
Applicable Tab Thickness (mm)	0.64

F (8100-4409)

6.3 (S)


Applicable wire size (mm ²)	0.5-1.0 AWG20-16
Cable overall diameter (mm)	1.9-2.4
Material	Heat-resistant copper alloy
Surface treatment	Sn plated
Applicable Tab Thickness (mm)	0.8



F (8100-4283)

6.3 (M)


Applicable wire size (mm ²)	2.0 AWG14
Cable overall diameter (mm)	2.7
Material	Heat-resistant copper alloy
Surface treatment	Sn plated
Applicable Tab Thickness (mm)	0.8



F (8100-4284)

6.3 (L)

Applicable wire size (mm ²)	3.0-5.0 AWG12-10
Cable overall diameter (mm)	3.3-4.0
Material	Heat-resistant copper alloy
Surface treatment	Sn plated
Applicable Tab Thickness (mm)	0.8




F (8100-4285)

Housing (UNIT : mm)


1.5 2way

Ref.Terminal part No.	P3
Material	PBT
Color	Black



M (6098-5513) key-A


F (6098-5510) key-A



Ref.Terminal part No.	P3
Material	PBT
Color	Black


1.5 2way

Ref.Terminal part No.	P3
Material	PBT
Color	Gray



M (6098-5529) key-B


F (6098-5527) key-B



Ref.Terminal part No.	P3
Material	PBT
Color	Gray

1.5 4way

Ref.Terminal part No.	P3
Material	PBT
Color	Black



M (6098-5519) key-A


F (6098-5516) key-A



Ref.Terminal part No.	P3
Material	PBT
Color	Black


1.5 4way

Ref.Terminal part No.	P3
Material	PBT
Color	Natural



M (6098-4903) note)


F (6098-4793) note)



Ref.Terminal part No.	P3
Material	PBT
Color	Natural


2.8 8way

Ref.Terminal part No.	P3
Material	PBT
Color	Natural



M (6098-4905) note)


F (6098-4787) note)



Ref.Terminal part No.	P3
Material	PBT
Color	Natural


1.5(8) 2.8(4) 12way

Ref.Terminal part No.	[1.5] P3 [2.8] P3
Material	PBT
Color	Natural



M (6098-4900)


F (6098-4789)



Ref.Terminal part No.	[1.5] P3 [2.8] P3
Material	PBT
Color	Natural


SELF ALIGNING CONNECTOR

2.8 (16) 6.3 (6) 22way



F (6098-4937)


Ref:Terminal part No.	[2.8] P3 [6.3] P3
Material	PBT
Color	Natural



F cover (6098-4941)

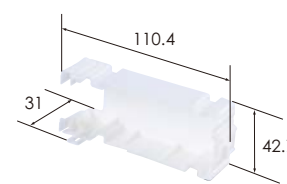
Material	PBT
Color	Natural

1.5 (28) 2.8 (14) 6.3 (5) 47way



F (6098-5502) A


Ref:Terminal part No.	[1.5] P3 [2.8] P3 [6.3] P3
Material	PBT
Color	Natural



F cover (6911-4320) A

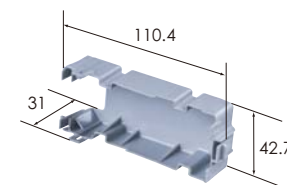
Material	PBT
Color	Natural

1.5 (28) 2.8 (14) 6.3 (5) 47way



F (6098-5503) B

Ref:Terminal part No.	[1.5] P3 [2.8] P3 [6.3] P3
Material	PBT
Color	Gray




F cover (6911-4321) B


Material	PBT
Color	Gray

1.5 (28) 2.8 (16) 6.3 (6) 50way

Ref:Terminal part No.	[1.5] P3 [2.8] P3 [6.3] P3
Material	PBT
Color	Black

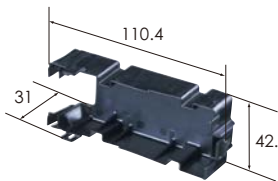


M (6098-5587)



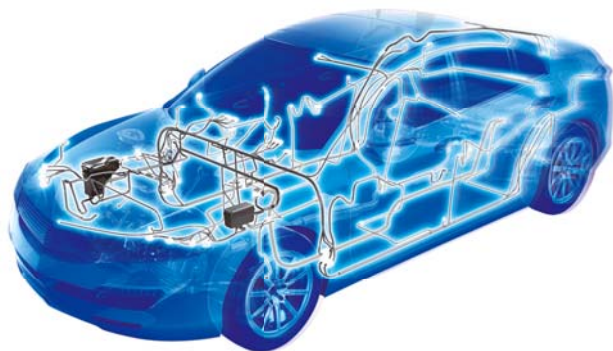
F (6098-5504)

Ref:Terminal part No.	[1.5] P3 [2.8] P3 [6.3] P3
Material	PBT
Color	Black



F cover (6911-4322)

Material	PBT
Color	Black




US UNSEALED SERIES

For DEVICE Type 1

Terminal (UNIT : mm)


1.5 (S)



F (8240-0127)

Applicable wire size (mm ²)	0.35-0.5 AWG22-20
Cable overall diameter (mm)	1.7-1.9
Material	Heat-resistant copper alloy
Surface treatment	Sn plated
Applicable Tab Thickness (mm)	0.8

1.5 (M)



F (8240-0128)

Applicable wire size (mm ²)	0.8-1.0 AWG18-16
Cable overall diameter (mm)	2.2-2.4
Material	Heat-resistant copper alloy
Surface treatment	Sn plated
Applicable Tab Thickness (mm)	0.8


2.8 (S)



F (8100-4443)

Applicable wire size (mm ²)	0.35-0.5 AWG22-20
Cable overall diameter (mm)	1.7-1.9
Material	Heat-resistant copper alloy
Surface treatment	Sn plated
Applicable Tab Thickness (mm)	0.8


2.8 (M)



F (8100-4444)

Applicable wire size (mm ²)	0.8-1.0 AWG18-16
Cable overall diameter (mm)	2.2-2.4
Material	Heat-resistant copper alloy
Surface treatment	Sn plated
Applicable Tab Thickness (mm)	0.8

2.8 (L)




F (8100-4445)

Applicable wire size (mm ²)	2.0-3.0 AWG14-12
Cable overall diameter (mm)	2.7-3.3
Material	Heat-resistant copper alloy
Surface treatment	Sn plated
Applicable Tab Thickness (mm)	0.8

Housing (UNIT : mm)


1.5 2way



F (6098-5510) key-A

Ref:Terminal part No.	P7
Material	PBT
Color	Black


1.5 2way



F (6098-5527) key-B

Ref:Terminal part No.	P7
Material	PBT
Color	Natural

1.5 2way



F (6098-6183) key-D

Ref:Terminal part No.	P7
Material	PBT
Color	Green


1.5 4way



F (6098-5516) key-A

Ref:Terminal part No.	P7
Material	PBT
Color	Black


1.5 6way low profile



F (6098-5985)

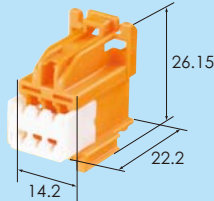
Ref:Terminal part No.	P7
Material	PBT
Color	Black

F cover (6911-4765)



Material	PBT
Color	Natural

1.5 6way



F (6098-4536) key-A note)

Ref:Terminal part No.	P7
Material	PBT
Color	Orange


1.5 8way low profile



F (6098-6708)

Ref:Terminal part No.	P7
Material	PBT
Color	Black


1.5 16way



F (6098-4611) key-A note)

Ref:Terminal part No.	P7
Material	PBT
Color	Black


1.5 16way



F (6098-5237) key-B note)

Ref:Terminal part No.	P7
Material	PBT
Color	Gray


1.5 16way



F (6098-5240) key-C note)

Ref:Terminal part No.	P7
Material	PBT
Color	Brown

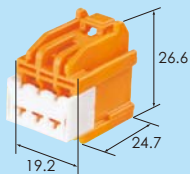
1.5 16way



F (6098-4610) key-D note)

Ref:Terminal part No.	P7
Material	PBT
Color	Green


2.8 6way



F (6098-4542) key-A note)

Ref:Terminal part No.	P7
Material	PBT
Color	Orange


2.8 6way



F (6098-4607) key-A note)

Ref:Terminal part No.	P7
Material	PBT
Color	Black


2.8 6way



F (6098-4606) key-C note)

Ref:Terminal part No.	P7
Material	PBT
Color	Brown


2.8 8way



F (6098-4713) key-A note)

Ref:Terminal part No.	P7
Material	PBT
Color	Black

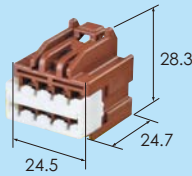
2.8 8way



F (6098-4798) key-B note)

Ref:Terminal part No.	P7
Material	PBT
Color	Gray


2.8 8way



F (6098-5264) key-C note)

Ref:Terminal part No.	P7
Material	PBT
Color	Brown

6.3 2way




F (6098-4539) note)

Ref:Terminal part No.	P3
Material	PBT
Color	Black

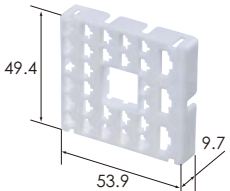
2.8 (26) 6.3 (3) 29way Bolt Type

F cover (6911-4475)




Material	PBT
Color	Black

F TPA (6098-5474)



Material	PBT
Color	Natural


F (6098-5473)



Ref:Terminal part No.	[2.8] P7 [6.3] P3
Material	PBT
Color	Black


note) correspondence to USCAR Footprint

F cover (6911-5800)




Material	PBT
Color	Black

F cover (6911-5801)




Material	PBT
Color	Gray

F (6098-5479)



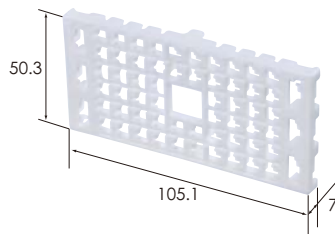
Ref:Terminal part No.	[2.8] P7 [6.3] P3
Material	PBT
Color	Black

F (6098-5480)




Ref:Terminal part No.	[2.8] P7 [6.3] P3
Material	PBT
Color	Gray

F TPA (6098-5475)



Material	PBT
Color	Natural

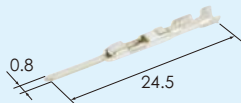


US UNSEALED SERIES

For INLINE Type2

Terminal (UNIT : mm)


0.64 (S)



M (8230-5221)

Applicable wire size (mm ²)	0.13 AWG26
Cable overall diameter (mm)	1.3
Material	Brass
Surface treatment	Sn plated
Applicable Tab Thickness (mm)	0.64

0.64 (M)



M (8230-5222)

Applicable wire size (mm ²)	0.22-0.35 AWG24-22
Cable overall diameter (mm)	1.5-1.7
Material	Brass
Surface treatment	Sn plated
Applicable Tab Thickness (mm)	0.64

0.64 (L)




M (8230-5223)

Applicable wire size (mm ²)	0.5-0.8 AWG20-18
Cable overall diameter (mm)	1.9-2.2
Material	Brass
Surface treatment	Sn plated
Applicable Tab Thickness (mm)	0.64


2.8 (SS)

Applicable wire size (mm ²)	0.35 AWG22
Cable overall diameter (mm)	1.7
Material	Brass
Surface treatment	Sn plated
Applicable Tab Thickness (mm)	0.8



2.8 (S)

Applicable wire size (mm ²)	0.5-1.0 AWG20-18
Cable overall diameter (mm)	1.9-2.2
Material	Brass
Surface treatment	Sn plated
Applicable Tab Thickness (mm)	0.8



M (8230-5303)



F (8240-0477)

Applicable wire size (mm ²)	0.35 AWG22
Cable overall diameter (mm)	1.7
Material	Heat-resistant copper alloy
Surface treatment	Sn plated
Applicable Tab Thickness (mm)	0.8

M (8230-5257)



F (8240-0423)

Applicable wire size (mm ²)	0.5-1.0 AWG20-18
Cable overall diameter (mm)	1.9-2.2
Material	Heat-resistant copper alloy
Surface treatment	Sn plated
Applicable Tab Thickness (mm)	0.8


2.8 (M)

Applicable wire size (mm ²)	1.5-2.5 AWG16-14
Cable overall diameter (mm)	2.4-2.7
Material	Brass
Surface treatment	Sn plated
Applicable Tab Thickness (mm)	0.8



M (8230-5258)

F (8240-0424)



Applicable wire size (mm ²)	1.5-2.5 AWG16-14
Cable overall diameter (mm)	2.4-2.7
Material	Heat-resistant copper alloy
Surface treatment	Sn plated
Applicable Tab Thickness (mm)	0.8


2.8 (L)

Applicable wire size (mm ²)	3.0 AWG12
Cable overall diameter (mm)	3.3
Material	Brass
Surface treatment	Sn plated
Applicable Tab Thickness (mm)	0.8



M (8230-5259)


F (8240-0425)



Applicable wire size (mm ²)	3.0 AWG12
Cable overall diameter (mm)	3.3
Material	Heat-resistant copper alloy
Surface treatment	Sn plated
Applicable Tab Thickness (mm)	0.8


2.8 (LL)

Applicable wire size (mm ²)	4.0-5.0 AWG10
Cable overall diameter (mm)	4.0
Material	Heat-resistant copper alloy
Surface treatment	Sn plated
Applicable Tab Thickness (mm)	0.8



M (8230-5260)

F (8240-0426)




Applicable wire size (mm ²)	4.0-5.0 AWG10
Cable overall diameter (mm)	4.0
Material	Heat-resistant copper alloy
Surface treatment	Sn plated
Applicable Tab Thickness (mm)	0.8

2.8 double crimping

F (8240-0427)


Applicable wire size (mm ²)	-
Cable overall diameter (mm)	-
Material	Heat-resistant copper alloy
Surface treatment	Sn plated
Applicable Tab Thickness (mm)	0.8



Housing (UNIT : mm) * For terminal selection, please contact our sales staff.


0.64 (17) 1.5 (2) 2.8 (2) 21way

Ref.Terminal part No.	[0.64] * [1.5] * [2.8] P11
Material	PBT
Color	Black



M (6098-7127) key-A


F (6098-7119) key-A



Ref.Terminal part No.	[0.64] * [1.5] * [2.8] P11
Material	PBT
Color	Black


0.64 (17) 1.5 (2) 2.8 (2) 21way

Ref.Terminal part No.	[0.64] * [1.5] * [2.8] P11
Material	PBT
Color	Gray



M (6098-7129) key-B


F (6098-7122) key-B



Ref.Terminal part No.	[0.64] * [1.5] * [2.8] P11
Material	PBT
Color	Gray

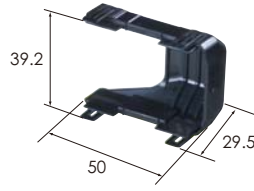
0.64 (44) 2.8 (12) 6.3 (3) 59way

M cover1 (6911-4747)




Material	PBT
Color	Black

M cover2 (6911-4852)




Material	PBT
Color	Black

M cover3 (6911-5315)




Material	PBT
Color	Black

Ref:Terminal part No.	[0.64] P11 [2.8] * [6.3] *
Material	PBT
Color	Black



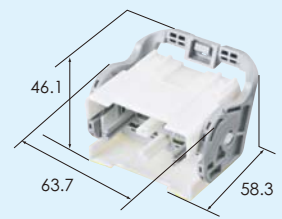
M (6098-6044) key-A




Ref:Terminal part No.	[0.64] * [2.8] * [6.3] *
Material	PBT
Color	Black

F (6098-6047) key-A

Ref:Terminal part No.	[0.64] P11 [2.8] * [6.3] *
Material	PBT
Color	Natural



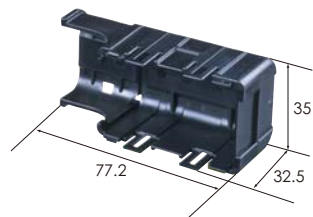
M (6098-6045) key-B



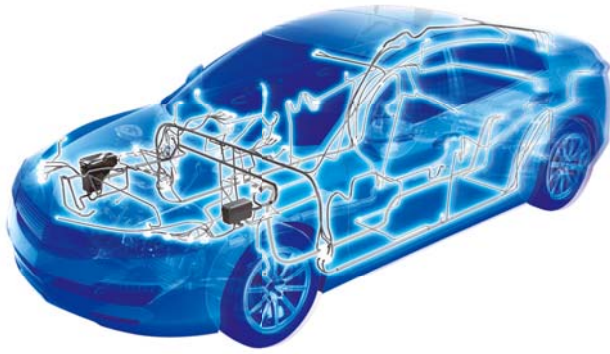
Ref:Terminal part No.	[0.64] * [2.8] * [6.3] *
Material	PBT
Color	Natural

F (6098-6134) key-B

F cover (6911-4748)



Material	PBT
Color	Black



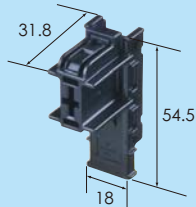
US UNSEALED SERIES

For DEVICE Type2

* For terminal selection, please contact our sales staff.

Housing (UNIT : mm)

9.5 1way



F (6098-6572)


Material PBT
Color Black



F cover (6911-5010)

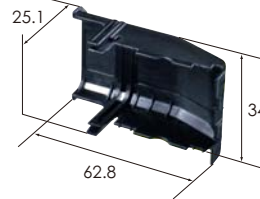
Material PBT
Color Black

1.5 (20) 2.8 (8) 6.3 (4) 32way



F (6098-6461)

Material PBT
Color Black

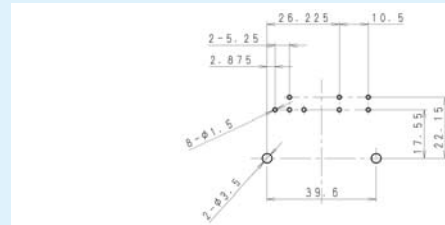



F cover (6911-5636)

Material PBT
Color Black

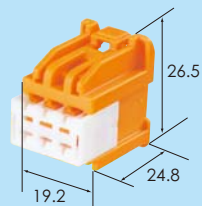
2.8 8way Header

Material PBTG30
Color Black




mounting drawing

M (6098-6316) note)



Material PBT
Color Orange

F (6098-6412) note)



Material PBT
Color Brown

F (6098-6415) note)